

## MODEL SIMULATION OF THE LARGE-SCALE MID-LATITUDE F-LAYER MODIFICATION BY POWERFUL HF WAVES WITH DIFFERENT POWERS IN THE DAYTIME

G.I. Mingaleva and V.S. Mingalev (*Polar Geophysical Institute, Apatity, Russia,*  
*E-mail: mingalev@pgia.ru*)

**Abstract.** The large-scale middle-latitude F-layer modification by high power HF waves is investigated using a mathematical model of the ionosphere, developed earlier in the Polar Geophysical Institute. Simulations are performed for the point with geographic coordinates of the "Sura" heating facility (Nizhny Novgorod, Russia) for autumn conditions. The calculations are made for different cases in which the effective absorbed power has distinct values belonging to the 5-100 MW range. The results indicate that the effective absorbed power can influence considerably on the F-layer response to high power radio waves in the daytime middle-latitude ionosphere.

### Introduction

During the last four decades, experiments with high-power, high-frequency radio waves were successfully used for the investigation of the ionospheric plasma's properties. Many interesting results concerning the ionosphere modification by a powerful HF wave were obtained [Gustavsson *et al.*, 2001 and references therein]. It turns out that powerful HF waves can produce significant variations in the electron temperatures and densities in the F layer. The details of the response of the F region to a powerful HF wave may be investigated by using numerical models. In particular, the mathematical model of the F layer, which can be affected by a powerful HF wave, has been developed by Mingaleva and Mingalev [1997]. This model has been used to simulate the influence of the HF wave power, frequency and modulation regime on the expected response of the high-latitude F layer to HF heating [Mingaleva and Mingalev, 2002; Mingaleva *et al.*, 2003; Mingaleva and Mingalev, 2003; Mingaleva *et al.*, 2009]. This model has been recently utilized to study the expected F-layer response to powerful HF waves with different frequencies and powers for the "Sura" heating facility (Nizhny Novgorod, Russia) for nocturnal conditions [Mingaleva and Mingalev, 2006; Mingaleva and Mingalev, 2009]. The purpose of this paper is to examine how the value of the effective absorbed power affects the changes in the large-scale structure of the middle-latitude F2 layer near to the "Sura" heating facility for daytime conditions.

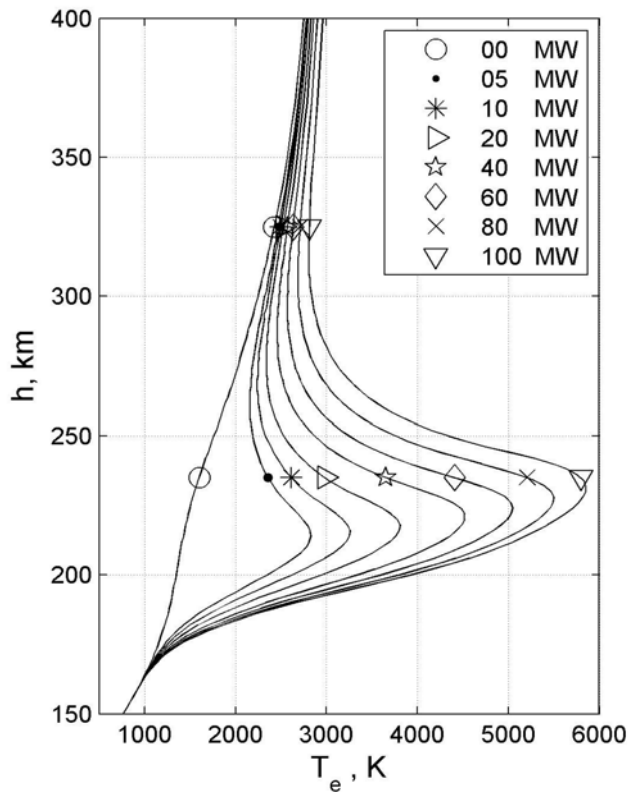
### Numerical model

In the present study, the mathematical model of the F-region ionosphere, which can be affected by a powerful HF wave, developed earlier by Mingaleva and Mingalev [1997], is utilized. The model produces the time variations of the electron density, positive ion velocity, and ion and electron temperature profiles within a magnetic field tube over an ionospheric heater. The model is able to take into account the action of powerful HF waves on the ionosphere. The model takes into account the geomagnetic field declination, magnetization of the plasma at F-layer altitudes, and convection of the ionospheric plasma. The model uses the electric field distribution which is the combination of the pattern B of the empirical models of high-latitude electric fields of Heppner [1977] and the empirical model of ionospheric electric fields at middle latitudes, developed by Richmond [1976] and Richmond *et al.* [1980]. A part of the magnetic field tube of the ionospheric plasma is considered at distances 100-700 km from the Earth along the magnetic field line. In the present study, we assume that the part of the magnetic field tube can be in the illuminated region over an ionospheric heater during the period longer than five minutes. The parallel (to the magnetic field) plasma flow in the magnetic field tube is described by the system of transport equations, which consists of the continuity equation, equation of motion for ion gas, and heat conduction equations for ion and electron gases. The profiles of ionospheric quantities versus distance from the Earth along the geomagnetic field line are obtained by solving this system of transport equations. The natural time variations of the ionospheric parameters, which can take place in the mid-latitude F layer, are taken into account by the utilized numerical model. In the model calculations, the effect of HF heating is taken into account by analogy with the study by Blaunshstein *et al.* [1992]. More complete details of the utilized model have been presented by Mingaleva and Mingalev [1997; 2003].

### Simulation results

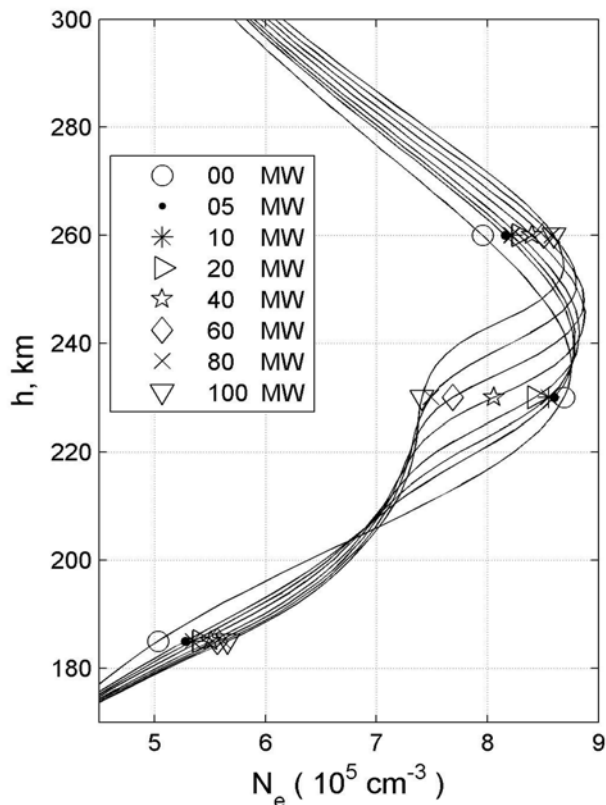
The mathematical model of the F region described above, which can be affected by a powerful HF wave, is applied by us for simulations of the mid-latitude F-layer modification by HF waves radiated by the "Sura" heating facility,

when it is located on the day side of the Earth. We suppose that the heating facility operates continuously during the period of five minutes. In the initial moment, the considered magnetic field tube is assumed to be on the magnetic meridian of 12.00 MLT. The calculations are performed for autumn (1 September) and middle solar activity ( $F_{10.7}=130$ ) conditions under moderate geomagnetic activity ( $K_p=3$ ).



**Fig.1.** Profiles of the electron temperature versus distance from the Earth along the geomagnetic field line situated in the illuminated region at the moment of 300 sec after turn on. The results are given for different values of the EAP: 5, 10, 20, 40, 60, 80, and 100 MW, with symbol 0 MW indicating the results obtained under natural conditions without heating.

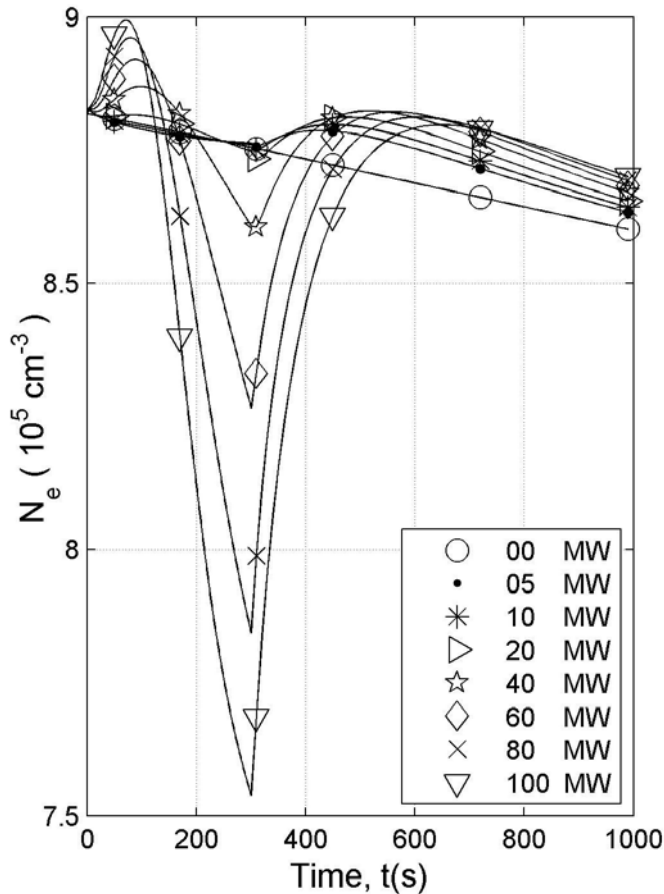
Simulations were made for different cases, in which the effective absorbed power (EAP) has distinct values belonging to the 5-100 MW range. The important input parameter of the numerical model is the incident wave frequency. In the present study, the value of the incident wave frequency is assumed to be 7.85 MHz that is quite attainable for the “Sura” heating facility. This value of the incident wave frequency is slightly less than the F-layer critical frequency at the initial moment. Some results of the calculations for daytime conditions are presented in Figs. 1-3.



**Fig.2.** Profiles of the electron concentration versus distance from the Earth along the geomagnetic field line situated in the illuminated region at the moment of 300 sec after turn on. The results are given for the same cases as in Fig.1.

The simulation results indicate that essential time variations of the electron temperature, positive ion velocity, and electron concentration profiles can be produced by powerful HF waves in the mid-latitude F region in the daytime. These variations, obtained for such HF wave frequencies that are with confidence less than the F-layer critical frequency, are qualitatively very similar. A pronounced peak arises in the electron temperature profile at the level where the wave frequency is equal to the frequency of the electron hybrid resonance. As a consequence of the great increase in the electron temperature, the upward and downward ionospheric plasma fluxes arise from the level where the electron temperature peak is located. Visible changes of the electron concentration profile are ultimately produced by the energy input from the powerful HF wave. These changes arise not only near the level of maximum energy absorption from the powerful HF wave, but also above this level including the height of the F-region peak.

energy absorption from the powerful HF wave, but also above this level including the height of the F-region peak.



**Fig.3.** The time variations of the electron concentration (in units of  $10^5 \text{ cm}^{-3}$ ) at the level  $h=235 \text{ km}$ . The results are given for different values of the EAP: 5, 10, 20, 40, 60, 80, and 100 MW, with symbol 0 MW indicating the results obtained under natural conditions without heating.

It turned out that appreciable variations of the electron temperature, positive ion velocity, and electron density profiles can be produced by HF heating during the period of 5 min in the daytime middle-latitude F region, with the maximal amplitudes of variations depending significantly on the values of the EAP. It appears that the more the EAP is, the higher values of maximal amplitudes of variations of ionospheric quantities, produced by HF heating, ought to be. Powerful HF waves should lead to a decrease of more than 13% in electron concentration at the level of the F-region peak when the EAP is 100 MW.

## Conclusions

Applying the mathematical model of the ionosphere for daytime conditions, we have predicted the time variations of ionospheric parameters in the middle-latitude F layer, produced by the “Sura” heating facility (Nizhny Novgorod, Russia), for different cases in which the effective absorbed power has distinct values belonging to the 5-100 MW range. It appears that conspicuous variations of the electron temperature, positive ion velocity, and electron concentration profiles can be produced by HF heating during the period of 5 min in the mid-latitude F region under daytime conditions, with the maximal amplitudes of the variations depending appreciably on the value of the EAP. It appears that the more the EAP is, the higher values of maximal amplitudes of variations of ionospheric quantities, produced by HF heating, ought to be. Powerful HF waves should lead to a decrease of more than 13% in electron concentration at the level of the F-region peak when the EAP is 100 MW. The calculated changes in the large-scale structure of the daytime F2 layer turned out to be less than that obtained in the study of *Mingaleva and Mingalev* [2009] under nocturnal conditions.

## References

- Blaunshtein, N.Sh., V.V.Vas'kov, and Ya.S.Dimant, Resonance heating of the F region by a powerful radio wave, *Geomagnetism and Aeronomia*, 32(2), 95-99, 1992 (Russian issue).
- Gustavsson, B., T. Sergienko, M.T. Rietveld, F. Honary, A. Steen, B.U.E. Brandstrom, T.B. Leyser, A.L. Aruliah, T. Aso, M. Ejiri, and S. Marple, First tomographic estimate of volume distribution of HF-pump enhanced airglow emission, *J. Geophys. Res.*, 106, 29105-29124, 2001.
- Heppner, J.P., Empirical models of high-latitude electric field, *J. Geophys. Res.*, 82, 1115-1125, 1977.
- Mingaleva, G.I., and V.S. Mingalev, Response of the convecting high-latitude F layer to a powerful HF wave, *Ann. Geophys.*, 15, 1291-1300, 1997.
- Mingaleva, G.I. and V.S. Mingalev, Modeling the modification of the nighttime high-latitude F-region by powerful HF radio waves, *Cosmic Research*, 40(1), 55-61, 2002.
- Mingaleva, G.I. and V.S. Mingalev, Simulation of the modification of the nocturnal high-latitude F layer by powerful HF radio waves, *Geomagnetism and Aeronomia*, 43(6), 816-825, 2003 (Russian issue).

- Mingaleva, G.I., V.S. Mingalev, and I.V. Mingalev, Simulation study of the high-latitude F-layer modification by powerful HF waves with different frequencies for autumn conditions, *Ann. Geophys.*, 21, 1827-1838, 2003.
- Mingaleva G.I., and V.S. Mingalev, Model simulation of the large-scale middle-latitude F2-layer modification by powerful HF waves with different frequencies, In: "*Problems of Geocosmos*". *Proc. 6 th Intern. Conf.*, St.-Petersburg, pp.143-146, 2006.
- Mingaleva, G.I., V.S. Mingalev, and I.V. Mingalev, Model simulation of the large-scale high-latitude F-layer modification by powerful HF waves with different modulation, *J. Atmos. Sol.-Terr. Phys.*, 71, 559-568, 2009.
- Mingaleva, G.I. and V.S. Mingalev, A model study of the large-scale modification of the nocturnal middle-latitude F layer by powerful HF waves with different powers, In: "*Physics of Auroral Phenomena.*" *Proc. XXXI Annual Seminar*, Apatity, pp. 160-162, 2009.
- Richmond, A.D., Electric field in the ionosphere and plasmasphere on quiet days, *J. Geophys. Res.*, 81, 1447-1450, 1976.
- Richmond, A.D., M. Blanc, B.A. Emery, R.H. Wand, B.G. Fejer, R.F. Woodman, S. Ganguly, P. Amayenc, R.A. Behnke, C. Calderon, and J.V. Evans, An empirical model of quiet-day ionospheric electric fields at middle and low latitudes, *J. Geophys. Res.*, 85, 4658-4664, 1980.